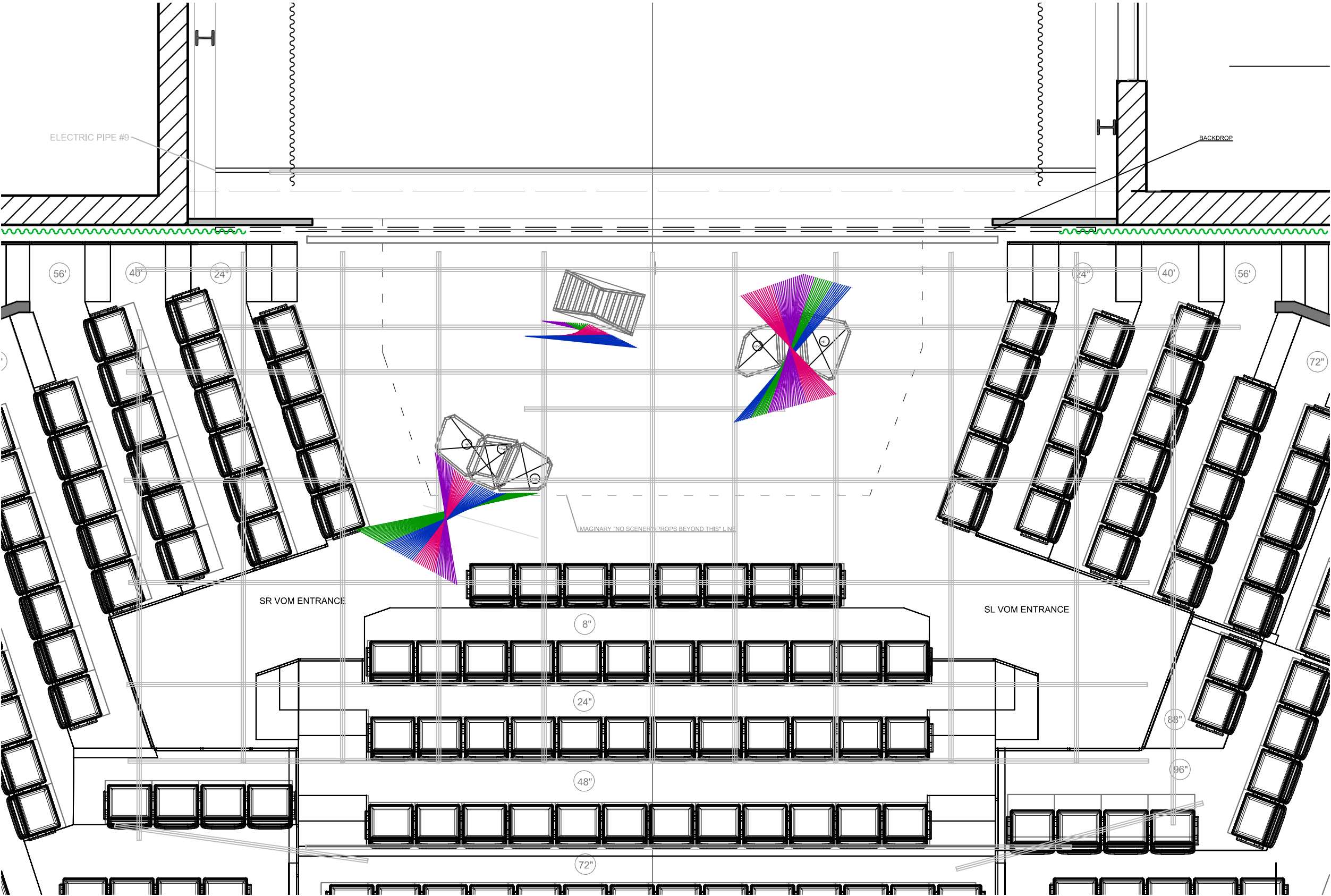


NOTE:

1. DOWNSTAGE EDGES OF "YARN SCULPTURES" ARE HANGING POINTS. UPSTAGE EDGES ARE BASE POINTS ATTACHED TO DECK.




Barter Theatre Stage II	
Barter Players 2014 Summer Season	
<h1>Sleeping Beauty</h1>	
Drawing Date:	6.17.2014
Revision Date:	6.24.2014
Plot Date:	n/a
Director:	John Hardy
Tech Director:	Greg Rishoi
Dwg By:	HMB
Designer:	Holly M Breuer
Drawing:	Groundplan
Plot Scale:	1/4" = 1'-0"
Plate # 1 of 7	

PLAYER'S DROP

Barter Theatre  
Stage II

Barter Players  
2014 Summer Season



# Sleeping Beauty

Drawing Date: 6.17.2014

Revision Date: 6.24.2014

Plot Date: n/a

Director: John Hardy

Tech Director: Greg Rishoi

Dwg By: HMB


Designer: Holly M Breuer

Drawing: Section - Looking SR

Plot Scale: 1/2" = 1'-0"

Plate # 2 of 7



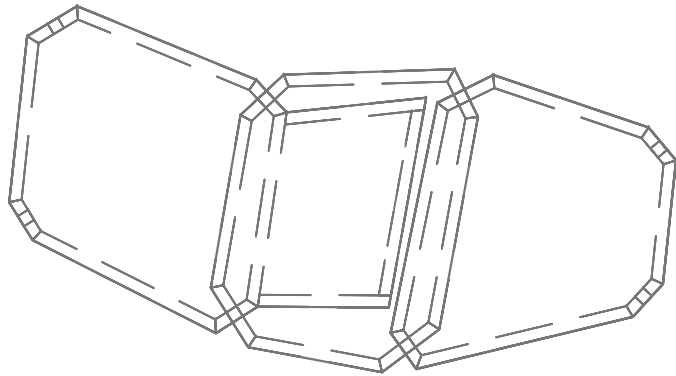


27'

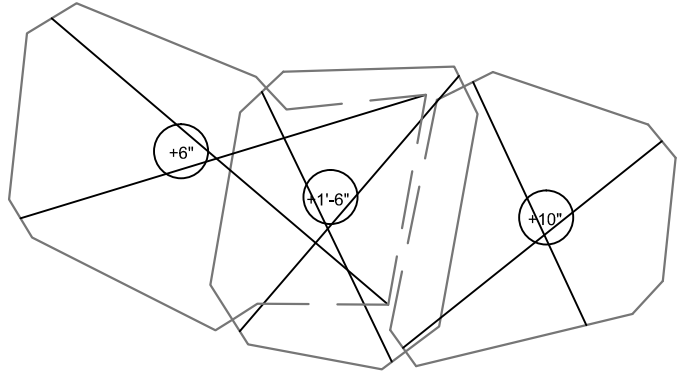
14'

- NOTES:
- 1. OPAQUE DROP.
  - 2. USE BACK SIDE OF "WINNIE THE POOH" DROP - WILL NEED TO PAINT DURING RUN OF "POOH" IN AFTERNOONS AFTER REP.

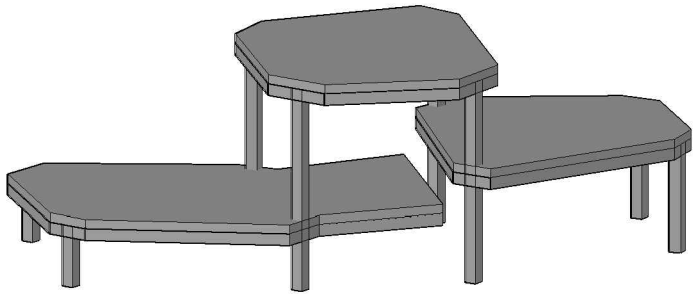
Barter Theatre Stage II	
Barter Players 2014 Summer Season	
Sleeping Beauty	
Drawing Date:	6.17.2014
Revision Date:	n/a
Plot Date:	n/a
Director:	John Hardy
Tech Director:	Greg Rishoi
Dwg By:	HMB
Designer:	Holly M Breuer
Drawing:	Back Drop
Plate Scale:	3/8" = 1'-0"
Plate # 3 of 7	



SR PLATFORM  
TOP VIEW w/ STRUCTURE



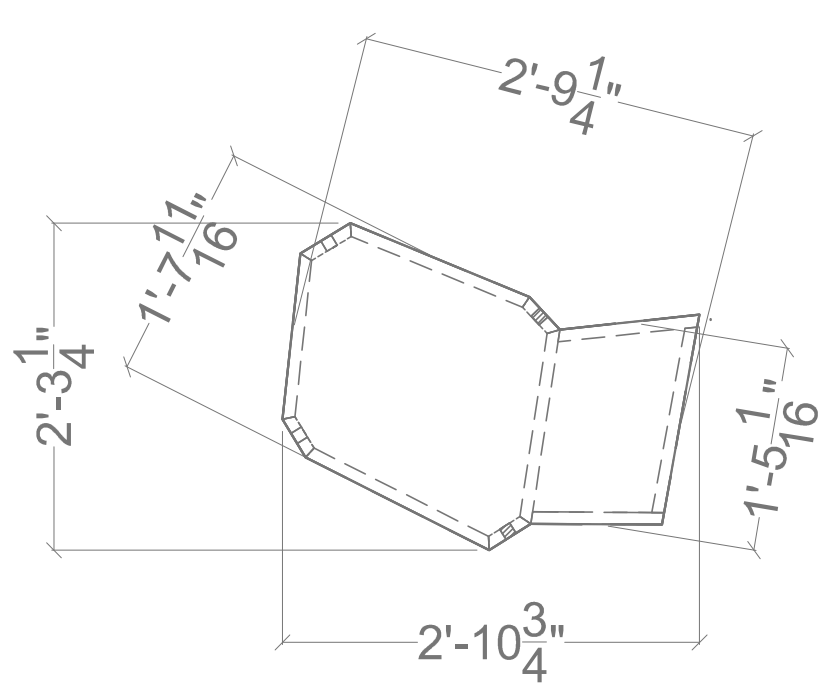
SR PLATFORM  
TOP VIEW w/ LIDS ONLY



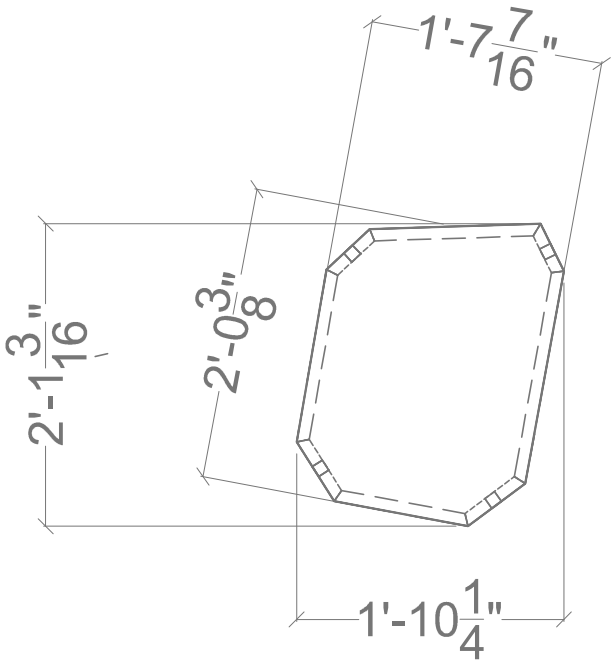
SR PLATFORM  
3D ORTHOGRAPHIC VIEW

NOTES:

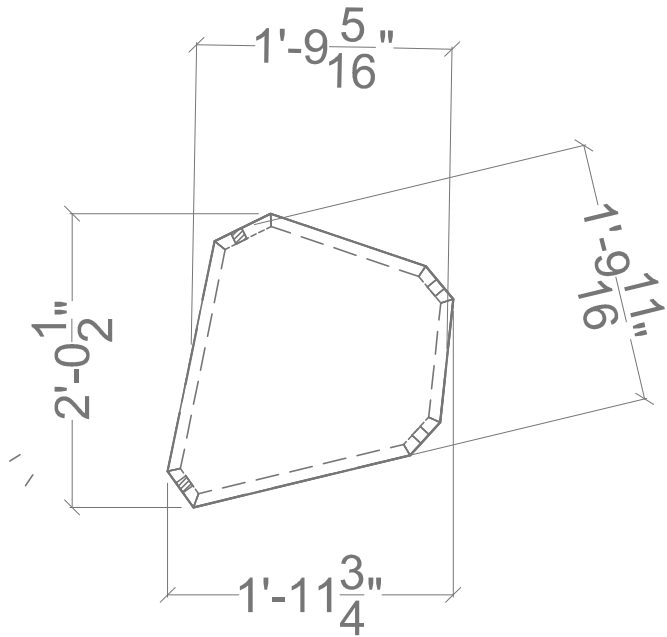
1. ATTACH RUBBER FEET TO ALL PLATFORM LEGS.
2. PLEASE DO NOT ADD ADDITIONAL STRUCTURAL SUPPORTS W/O DESIGNER APPROVAL.
3. ADDITIONAL SHELVING TO STORE "SPIDER WEBS" - TBD.
4. LIDS ARE  $\frac{3}{4}$ " MDF AND LEGS ARE 1" BOX TUBE.
5. HATCHED LEGS EXTEND FROM DECK, THROUGH LOWER LID, UP TO UPPER LID.



SR 0'-6" LEVEL  
LID & FRAMING

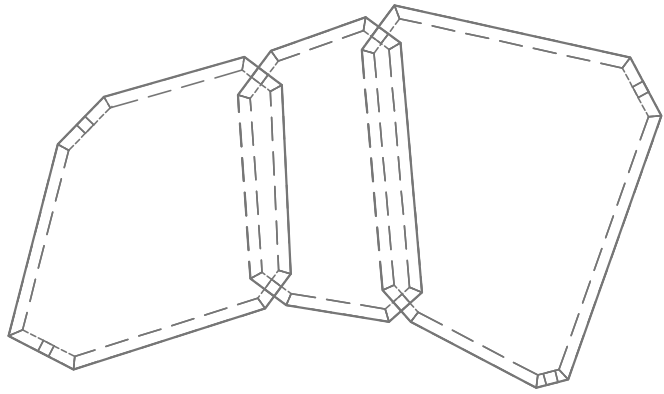


SR 1'-6" LEVEL  
LID & FRAMING

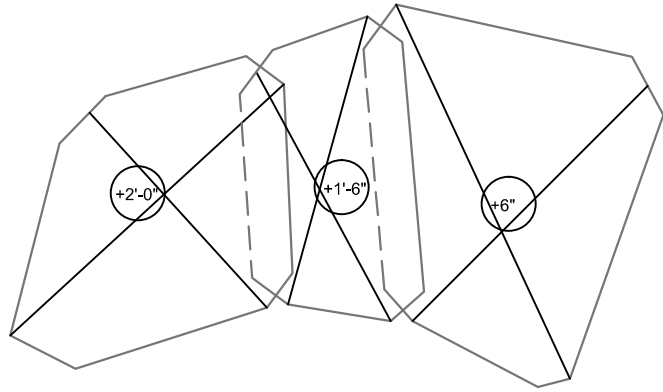


SR 0'-10" LEVEL  
LID & FRAMING

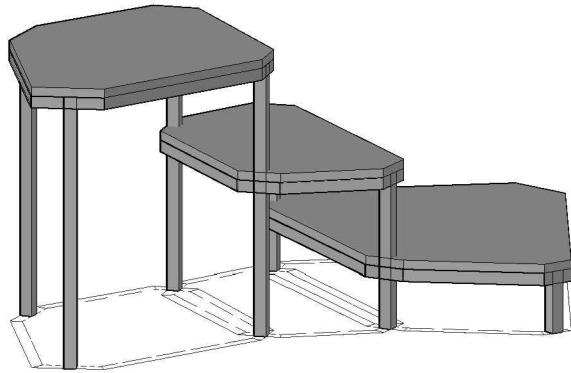
Barter Theatre Stage II
Barter Players 2014 Summer Season
<h1>Sleeping Beauty</h1>
Drawing Date: 6.17.2014
Revision Date: 6.20.2014
Plot Date: n/a
Director: John Hardy
Tech Director: Greg Rishoi
Dwg By: HMB
Designer: Holly M Breuer
Drawing: SR PLATFORM
Plate Scale: 3/4" = 1'-0"
Plate # 4 of 7



SL PLATFORM  
TOP VIEW w/ STRUCTURE



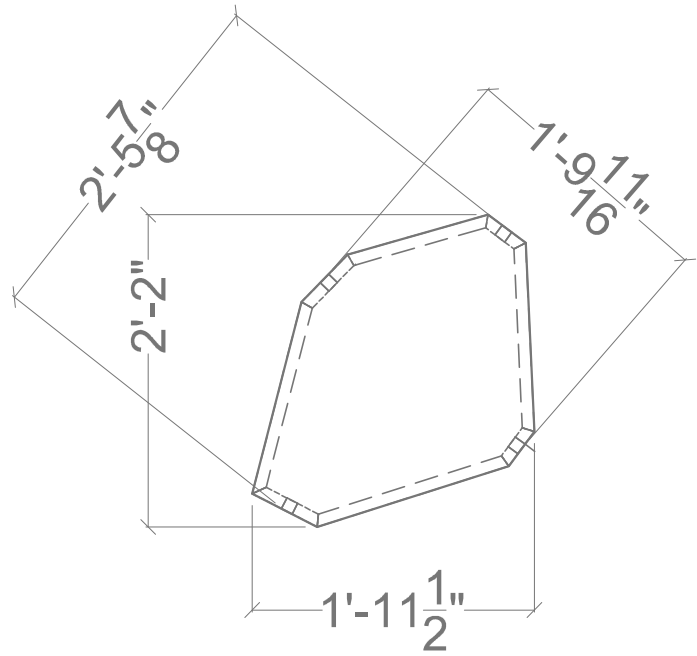
SL PLATFORM  
TOP VIEW w/ LIDS ONLY



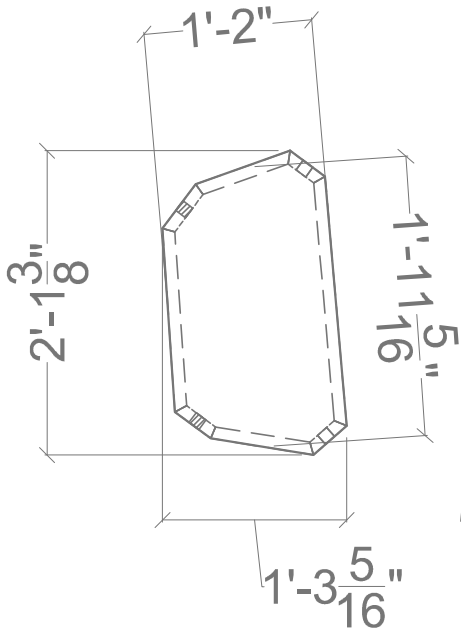
SL PLATFORM  
3D ORTHOGRAPHIC VIEW

NOTES:

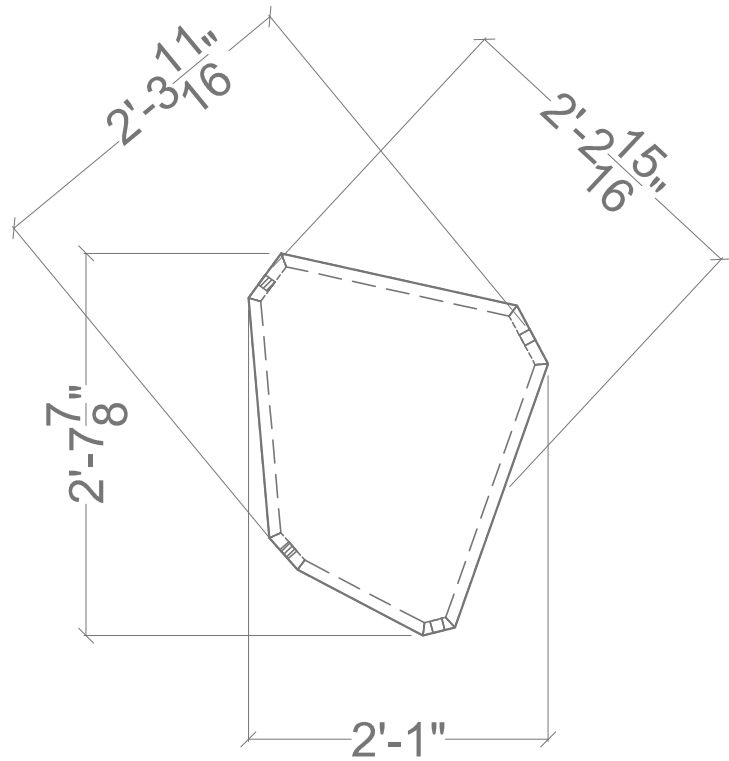
1. ATTACH RUBBER FEET TO ALL PLATFORM LEGS.
2. PLEASE DO NOT ADD ADDITIONAL STRUCTURAL SUPPORTS W/O DESIGNER APPROVAL.
3. ADDITIONAL SHELVING TO STORE "SPIDER WEBS" - TBD.
4. LIDS ARE  $\frac{3}{4}$ " MDF AND LEGS ARE 1" BOX TUBE.
5. HATCHED LEGS EXTEND FROM DECK, THROUGH LOWER LID, UP TO UPPER LID.




SL 2'-0" LEVEL  
LID & FRAMING



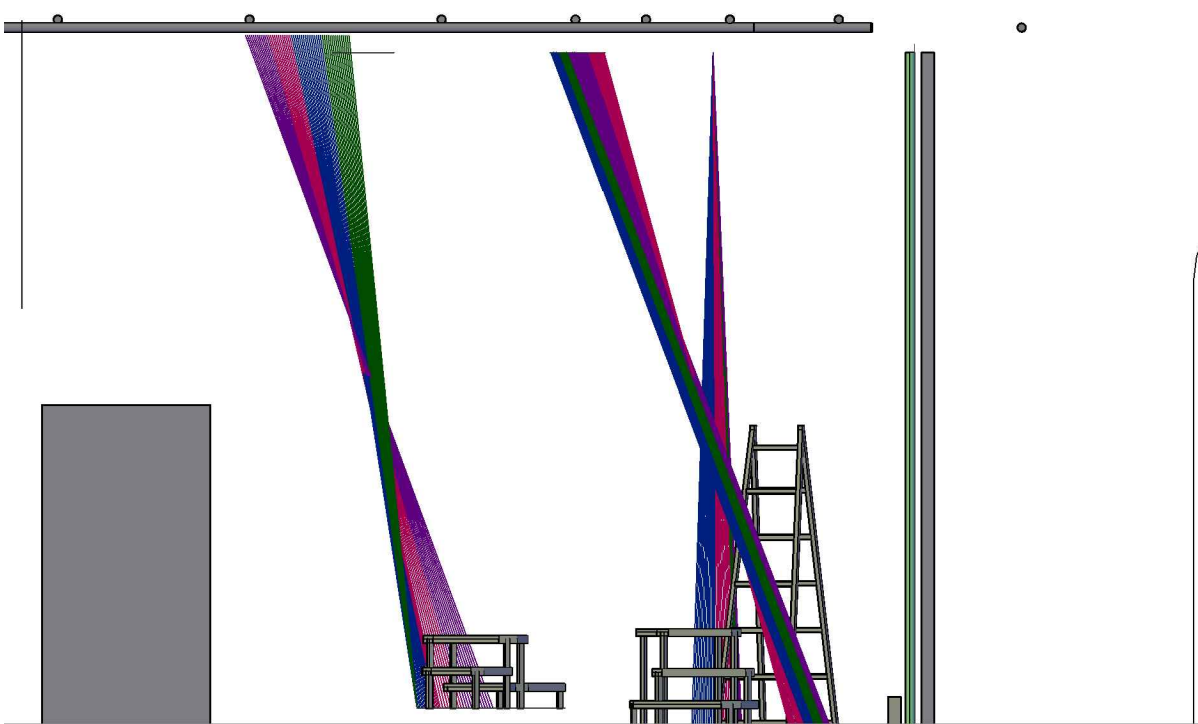

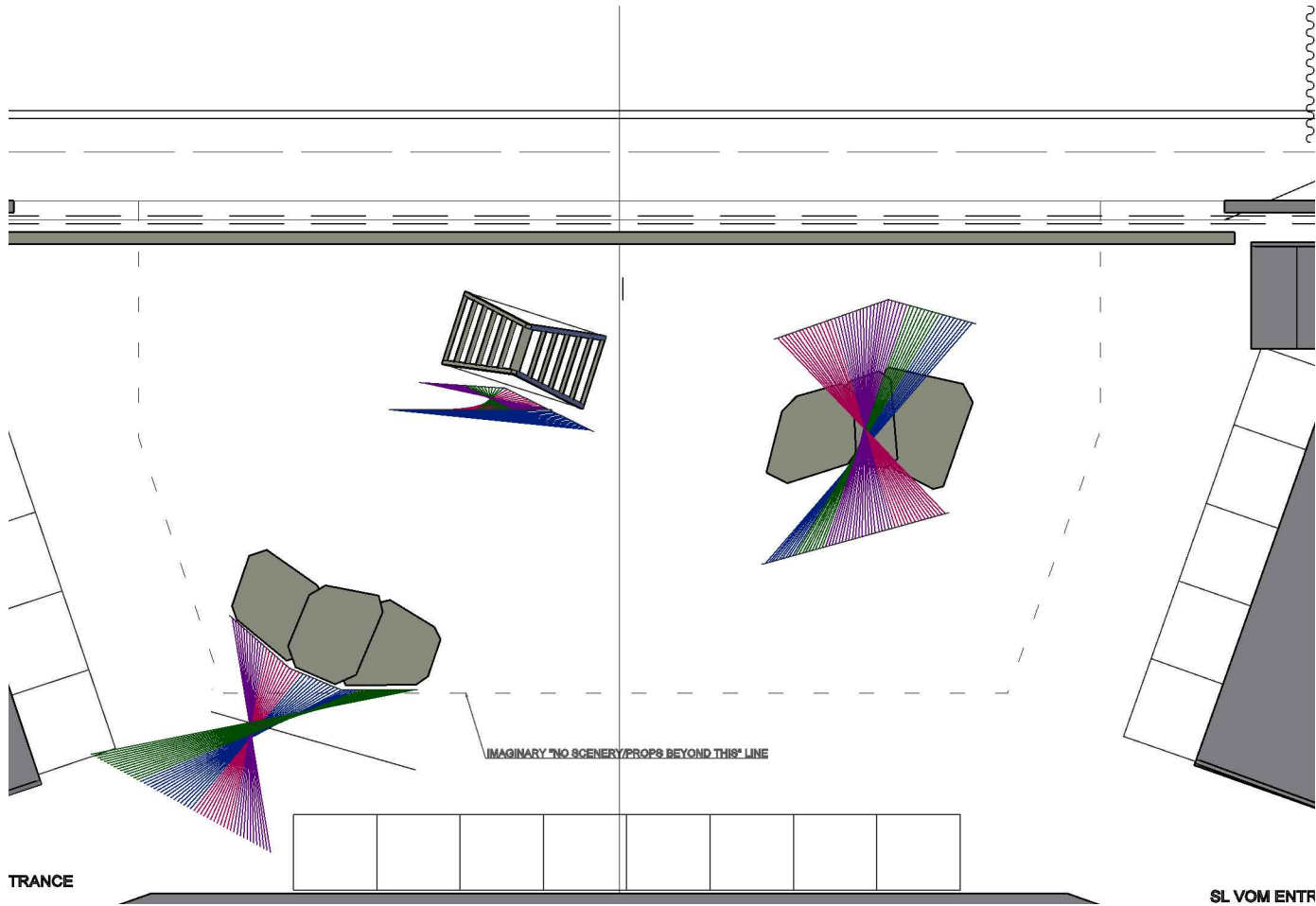
SL 1'-2" LEVEL  
LID & FRAMING



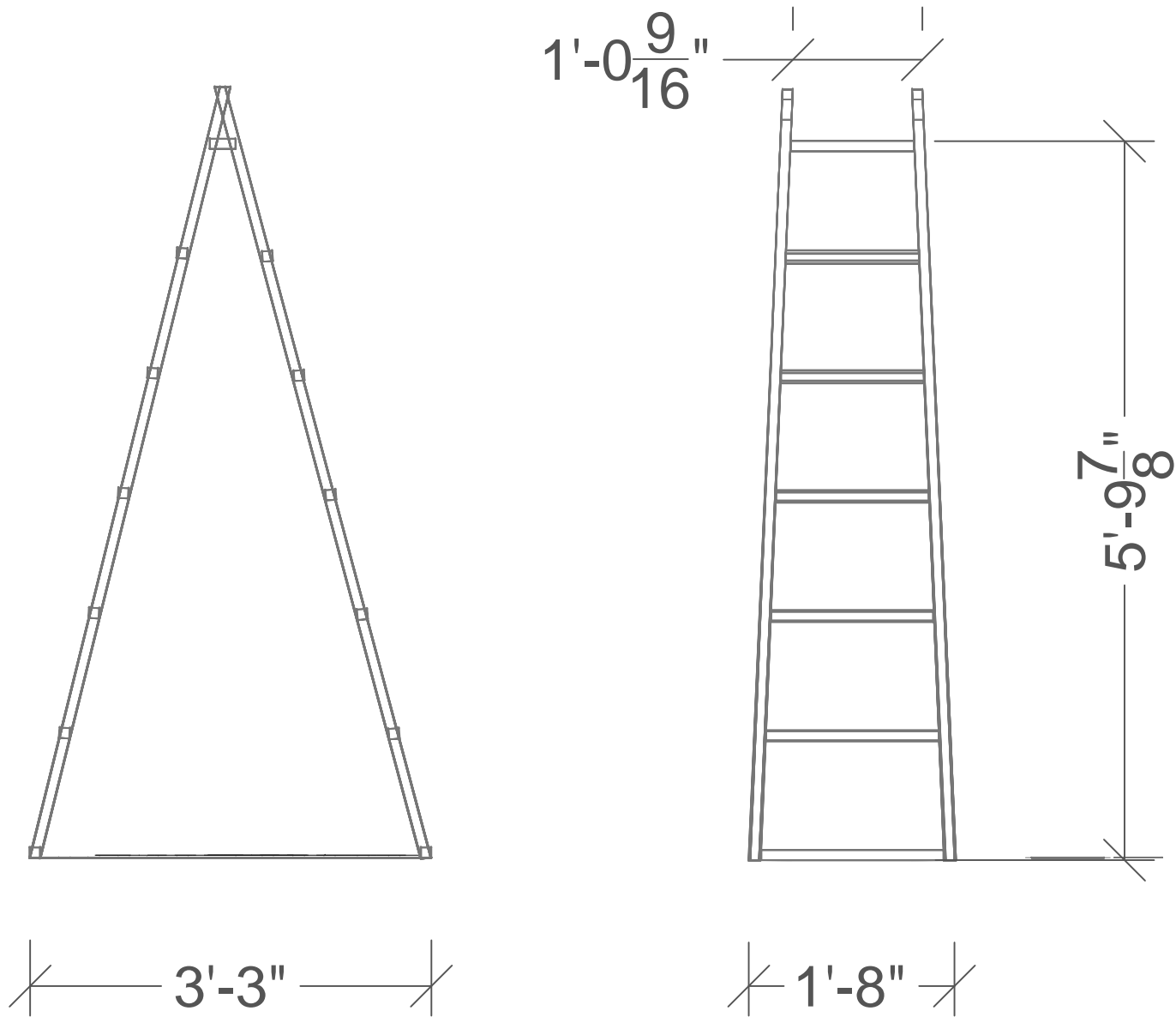
SL 0'-6" LEVEL  
LID & FRAMING

Barter Theatre Stage II
Barter Players 2014 Summer Season

<h1>Sleeping Beauty</h1>
Drawing Date: 6.17.2014
Revision Date: 6.20.2014
Plot Date: n/a
Director: John Hardy
Tech Director: Greg Rishoi
Dwg By: HMB
Designer: Holly M Breuer
Drawing: SL PLATFORM
Plate Scale: 3/4" = 1'-0"
Plate # 5 of 7



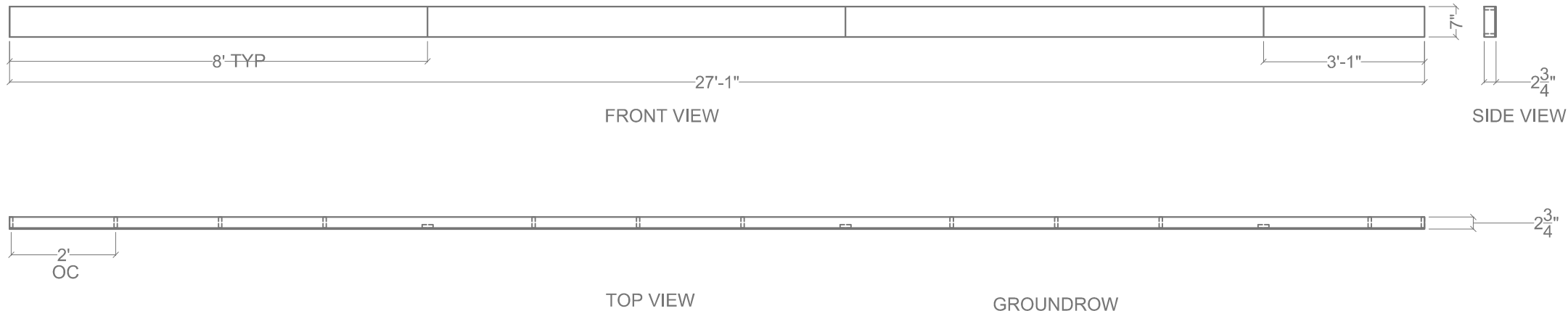


Barter Theatre Stage II	
Barter Players 2014 Summer Season	
<h1>Sleeping Beauty</h1>	
Drawing Date:	6.17.2014
Revision Date:	6.25.2014
Plot Date:	n/a
Director:	John Hardy
Tech Director:	Greg Rishoi
Dwg By:	HMB
Designer:	Holly M Breuer
Drawing:	Yarn Sculptures
Plot Scale:	1/4" = 1'-0"
Plate # 6 of 7	



NOTES;

1. RUNGS SHOULD BE 1'-0" APART.
2. WILL NEED RUBBER FEET TO PROTECT GROUND CLOTH.
3. PLEASE DISCUSS STRUCTURAL MODIFICATIONS WITH DESIGNER PRIOR TO CONSTRUCTION.
4. LADDER NEEDS TO BE ABLE TO BE CLIMBED BY TWO PEOPLE, ONE ON EACH SIDE, AT A TIME.
5. ANGLE OF LADDER IS MEANT TO MATCH ANGLE OF YARN SCULPTURE JUST DOWNSTAGE OF IT.



NOTE: 1X3 FRAMED, WITH LAUAN FACING.

Barter Theatre Stage II
Barter Players 2014 Summer Season
<h1>Sleeping Beauty</h1>
Drawing Date: 6.17.2014
Revision Date: 6.25.2014
Plot Date: n/a
Director: John Hardy
Tech Director: Greg Rishoi
Dwg By: HMB
Designer: Holly M Breuer
Drawing: Ladder & Ground Row
Plate Scale: 3/8" = 1'-0"
Plate # 7 of 7